

The seminar will take place in a room labeled as follows:  
**Sala: Escola de Enxeñaría Industrial Sede Campus (Escola de Enxeñaría Industrial – Sala REU)**

Universidade de Vigo - CampusRemoto

Rexistro Acceso

## Sala: Salas do profesorado (Sala 799 - Prof. Ángel Manuel Fernández Doval)

Comproba se o teu navegador está soportado neste URL: [Link](#)

### Acceso profesorado

### Acceso estudiantado

Podes compartir o acceso a esta sala neste URL: <https://campusremotouvigo.gal/access/public/meeting/414889359>

Se tes dúbidas, podes contactar con [tv@uvigo.es](mailto:tv@uvigo.es) ou 986 130 013

**Universidade de Vigo**

<b>INFORMACIÓN</b> +34 986 812 000 <a href="mailto:informacion@uvigo.es">informacion@uvigo.es</a>	<b>CAMPUS DE OURENSE</b> +34 988 387 102 ➤ <a href="#">Campus da auga</a>	<b>CAMPUS DE PONTEVEDRA</b> +34 986 801 949 ➤ <a href="#">CampusCREA</a>	<b>CAMPUS DE VIGO</b> +34 986 812 000 ➤ <a href="#">VigoTecnolóxico</a>
➤ <a href="#">CONTACTO</a>	➤ <a href="#">CAIXA DE QUEIXAS, SUXESTIÓNS E PARABÉNS</a>	➤ <a href="#">OUTRAS WEBS INSTITUCIONAIS</a>	<a href="#">f</a> <a href="#">t</a> <a href="#">v</a> <a href="#">@</a> <a href="#">i</a>
<a href="#">CAMPUS DO MAR</a>	➤ <a href="#">TRANSPARENCIA</a>	➤ <a href="#">EMERXENCIAS</a>	➤ <a href="#">MURO SOCIAL</a>

Avviso legal | Protección de datos | Accesibilidad

Teaching staff access

Students and guest access

User name.  
Can be freely set for guest access.

User password

Log in

"Resources of: Teaching staff rooms (Room #room number# - Prof. #holder name#)"

Universidade de Vigo - Campus Remoto

Recursos de: Salas do profesorado (Sala 799 - Prof. Ángel Manuel Fernández Doval)

BUZÓN DE ARCHIVOS

SALA DE VIDEOCONFERENCIA

Usuarios na sala (máx 101)

1

GRAVACIÓN DAS CLASES

ID	Nome	Data
Non hai gravacións nesta sala		

Se tes dúbidas, podes contactar con tv@uvigo.es ou 986 130 013

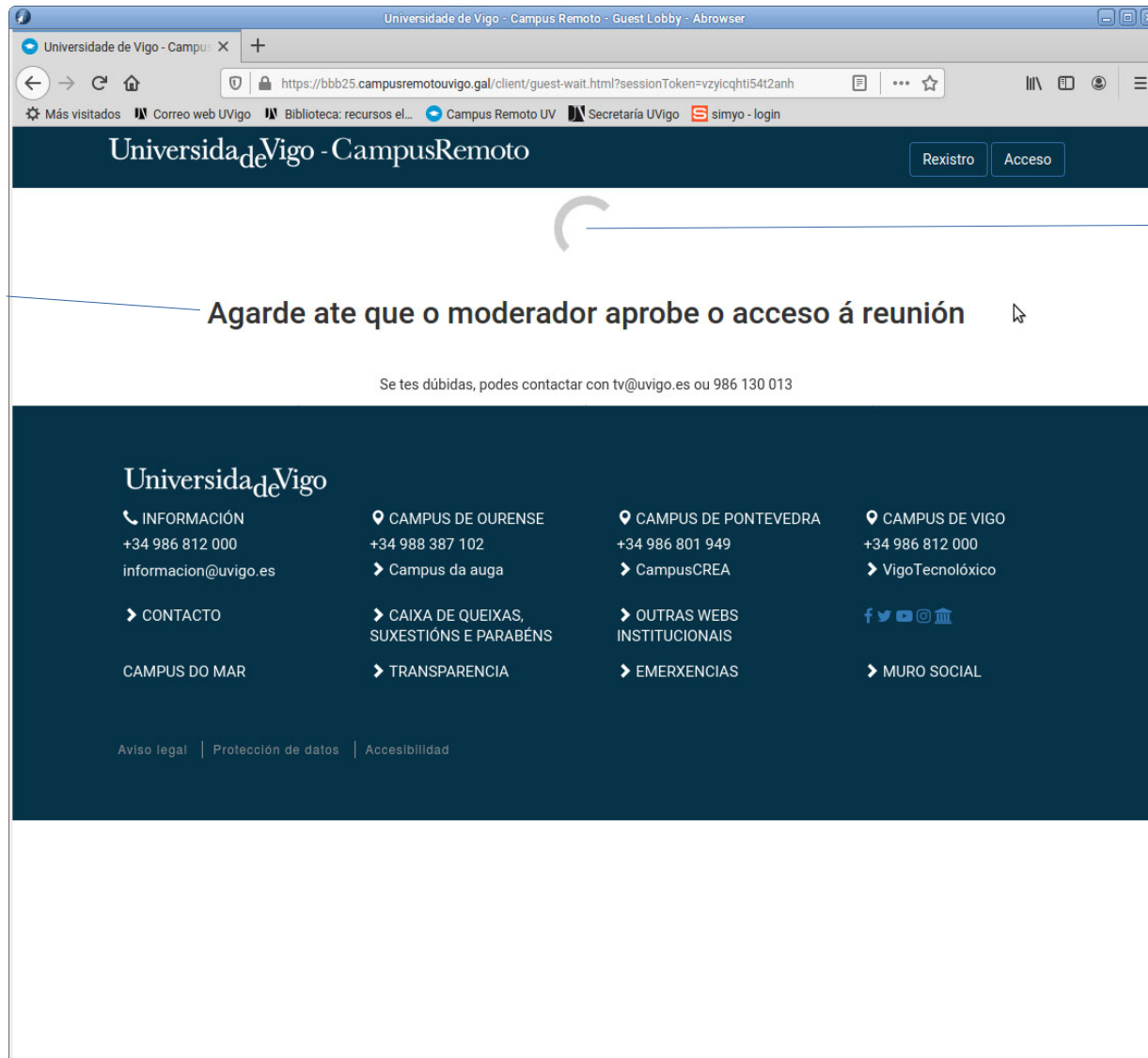
"MAILBOX"  
(Upload-only repository.  
Not available to guests,  
Only to registered  
students.)

Press to request  
access to the room

Current number of  
users in the room

If 0 the room holder has  
not already logged in.  
If >0 the room holder is  
logged in and can grant  
access to students and  
guests.

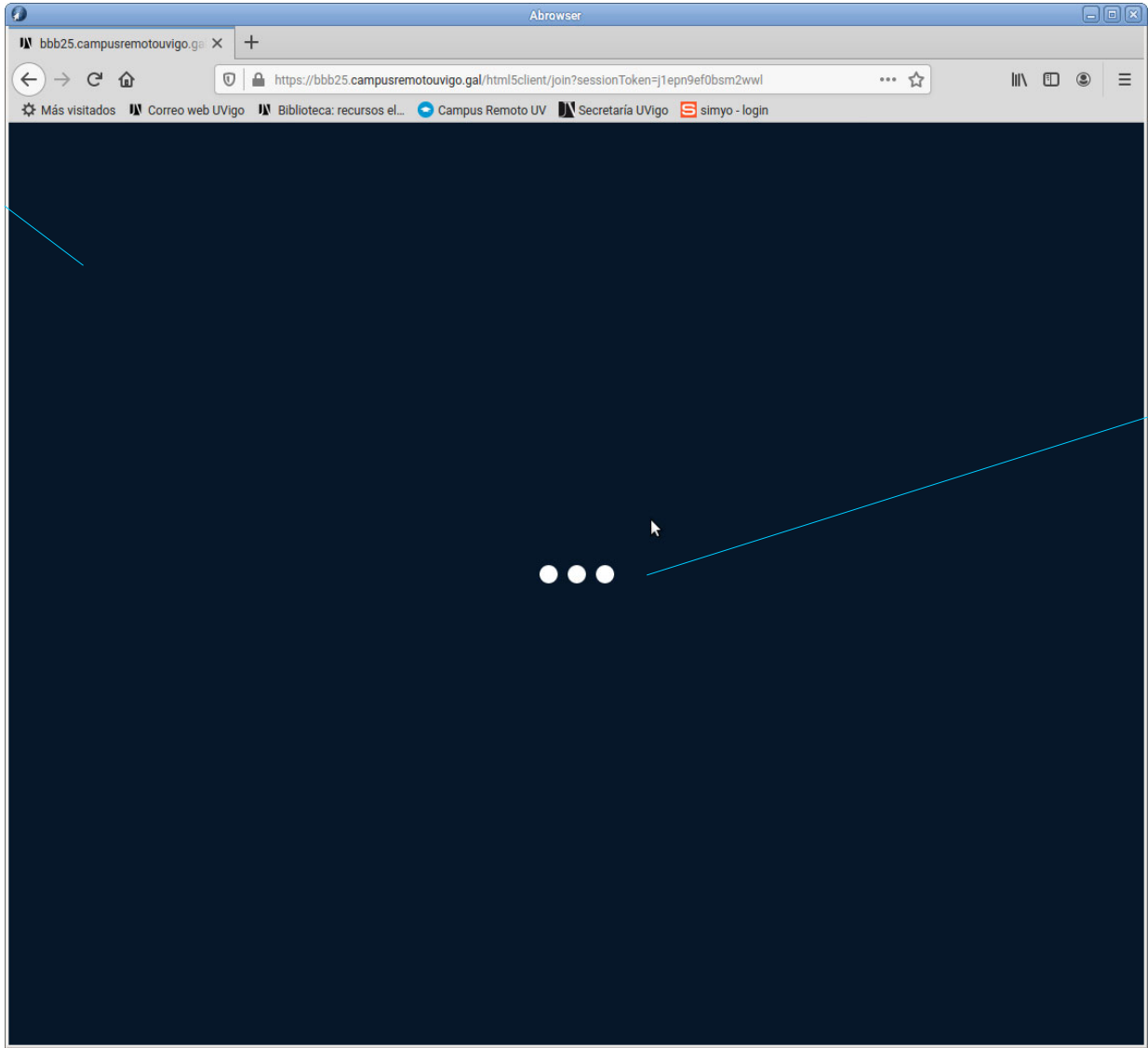
Session-recording  
disclaimer



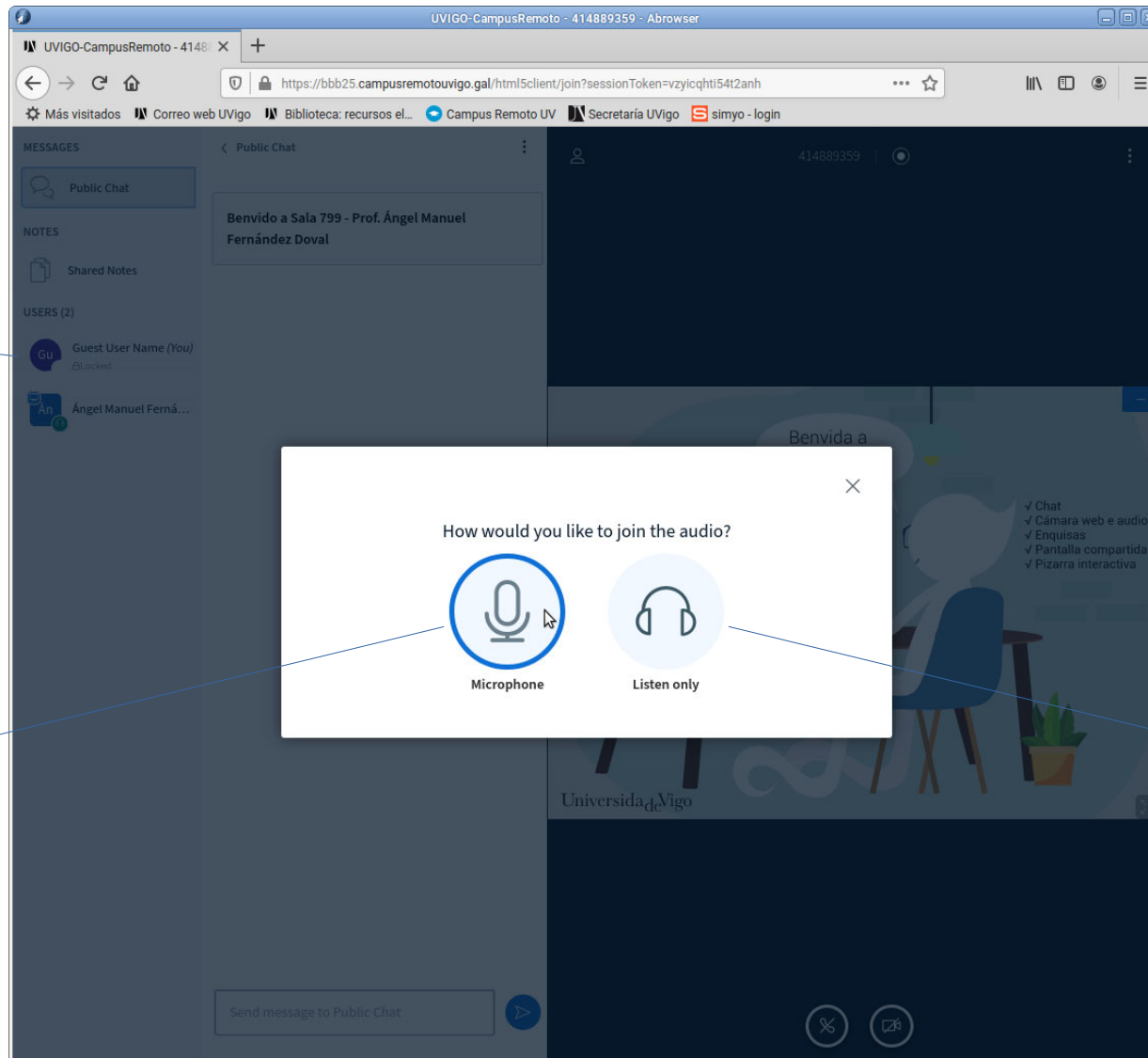
Wait to be granted access to the meeting

Sometimes, this animation stops running. Reloading the web page in the browser usually solves this issue.

Wait screen.  
Appears for a while once  
the room holder has  
granted access.  
Waiting times seem to  
depend on the load of the  
system, but they usually  
last no more than a few  
seconds.



Sometimes, this animation  
stops running.  
Reloading the web page  
in the browser usually  
solves this issue.



Basic user settings.  
(On accessing the  
videoconference room)

Allows further use of the  
microphone

Does not enable  
the microphone

The screenshot shows a web browser window with the address bar displaying `https://bbb25.campusremotouvigo.gal/html5client/join?sessionToken=vzyicqhti54t2anh`. The browser tabs include "UVIGO-CampusRemoto - 414889359 - Abrowser". The page content is a Zoom meeting interface. On the left, there is a sidebar with "MESSAGES" (Public Chat), "NOTES" (Shared Notes), and "USERS (2)" (Guest User Name (You) and Ángel Manuel Ferná...). The main area shows a "Public Chat" window with the message "Bienvido a Sala 799 - Prof. Ángel Manuel Fernández Doval". A central dialog box is overlaid with the text "This is a private echo test. Speak a few words. Did you hear audio?". Below the text are two circular buttons: a green one with a thumbs-up icon labeled "Yes" and a red one with a thumbs-down icon labeled "No". A mouse cursor is pointing at the "Yes" button. In the background, a list of features is visible: "✓ Chat", "✓ Cámara web e audio", "✓ Enquisas", "✓ Pantalla compartida", and "✓ Pizarra interactiva". The bottom of the screen shows a "Send message to Public Chat" input field and icons for microphone and video.

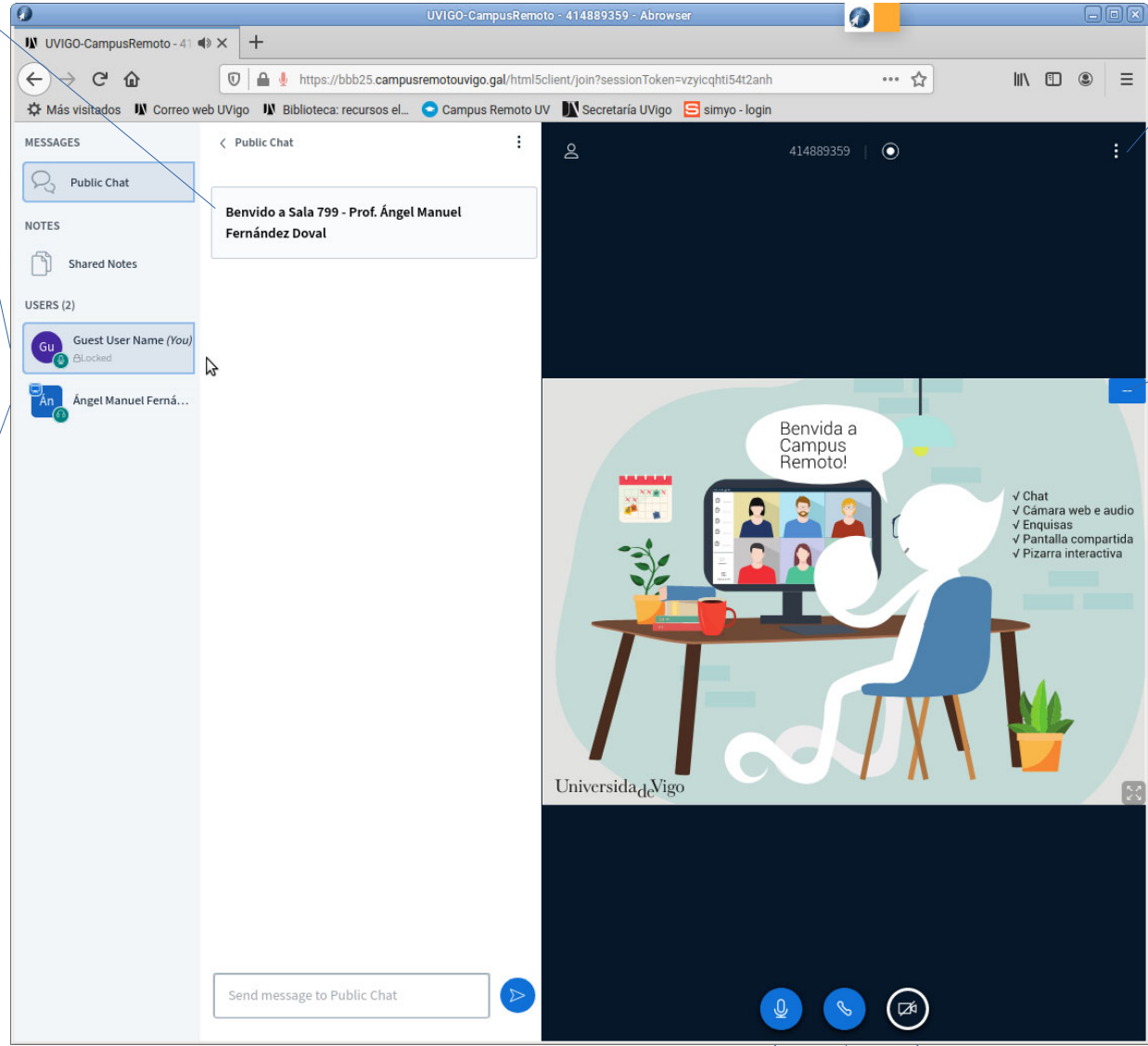
Microphone test.  
(If "microphone" has been selected in the previous Step.)

## Videoconferencing room view

Welcome message.  
"Welcome to room #number# -  
#Name of the room holder#"

Your user name will  
appear on top of the list

Other users in the room



User settings.  
Language of the interface,  
bandwidth saving settings,  
...

Hide presentation

Mute/unmute the microphone  
(may be locked by the chair)

Share/unshare webcam  
(may be locked by the chair)

Leave/join audio. Allows a new "microphone"/"listen only" selection on rejoin